
Material name : Evaluation data

Customer's product name :

TDK product name : DC-DC converter
CC3-4812DS-E (SIP model)

TDK-Lambda

TDK Corporation
Power Systems Business Group

DWG.No.	TRSC-1590-1
---------	-------------

Issued 2006/12/01

INDEX

1. Load regulation -----	P2~7
2. Line regulation -----	P8~9
3. Temperature regulation -----	P10~11
4. Input current(vs. load current) -----	P12
5. Switching frequency(vs. output power)-----	P12
6. Efficiency(vs. load current) -----	P13
7. Efficiency(vs. input voltage) -----	P13
8. Output rise characteristics -----	P14~15
9. Output fall characteristics -----	P16~17
10. Start/stop input voltage characteristics -----	P18
11. Dynamic load response characteristics-----	P18
12. Over current protection characteristics -----	P19
13. Output ripple and noise characteristics -----	P20~21
14. Output ripple and noise waveform -----	P22
15. Inrush current waveform -----	P22
16. Temperature distribution -----	P23

* The measurement has been done without external output capacitor.
(Except the output ripple noise measurement.)

(Product specification)

Product name	Input voltage(V)	Output voltage(V)	Output current(mA)	The maximum output power(W)	Ambient temperature(°C)
CC3-4812DS-E	36~76	±12 ±5%	0~125	3	-40 ~ +85 *2
		±15 ±5% *1	0~100		

*1 TRM and -Vout are short-circuited.

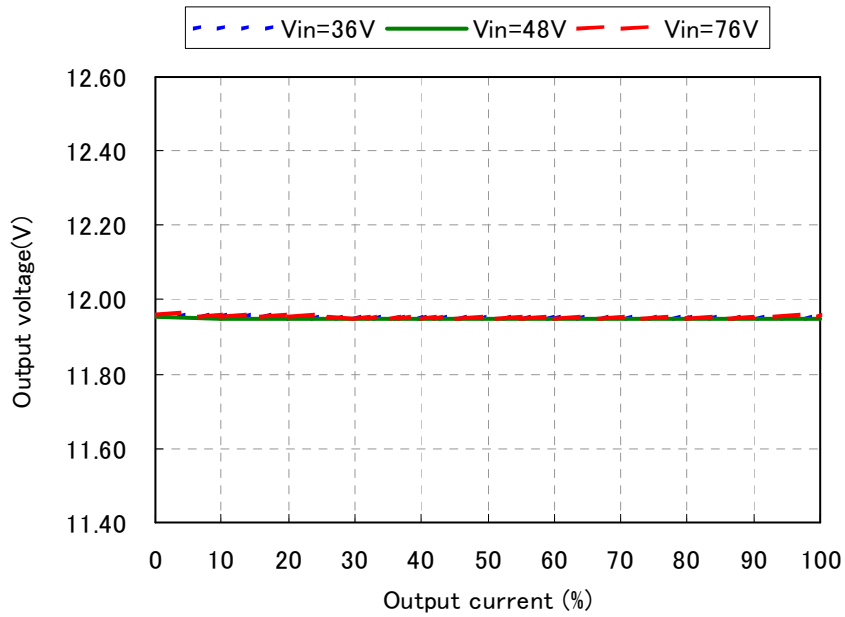
*2 At 50°C or more, output power derating is necessary.

Product name or model, title			
DC-DC converter CC3-4812DS-E			
TDK CORPORATION	Name of drawing	Drawing No.	PAGE
	Evaluation data	TRSC-1590-1	1 /23

1. Load regulation

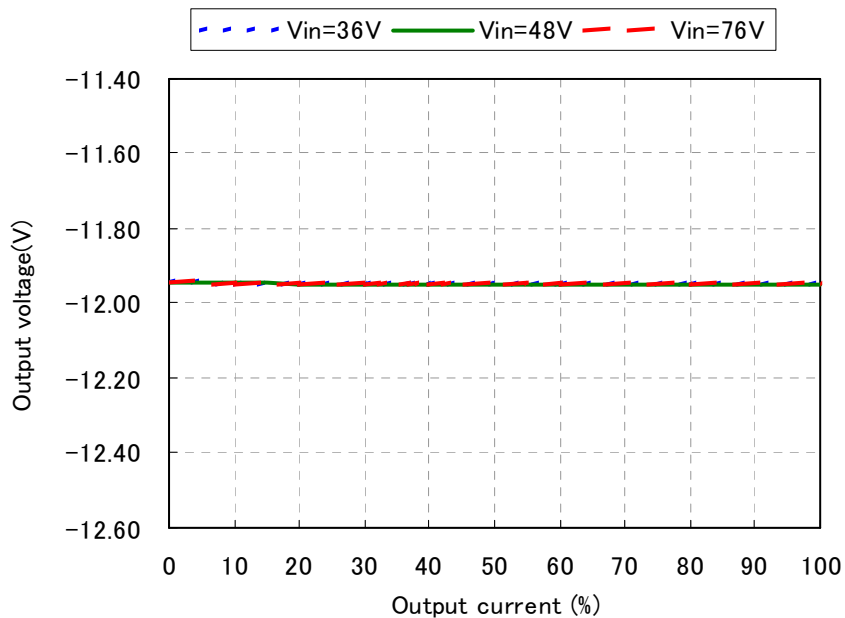
Condition Ta : -40°C

【 +Vout 】



Condition Ta : -40°C

【 -Vout 】



Product name or model, title

DC-DC converter CC3-4812DS-E

TDK CORPORATION

Name of drawing

Drawing No.

PAGE

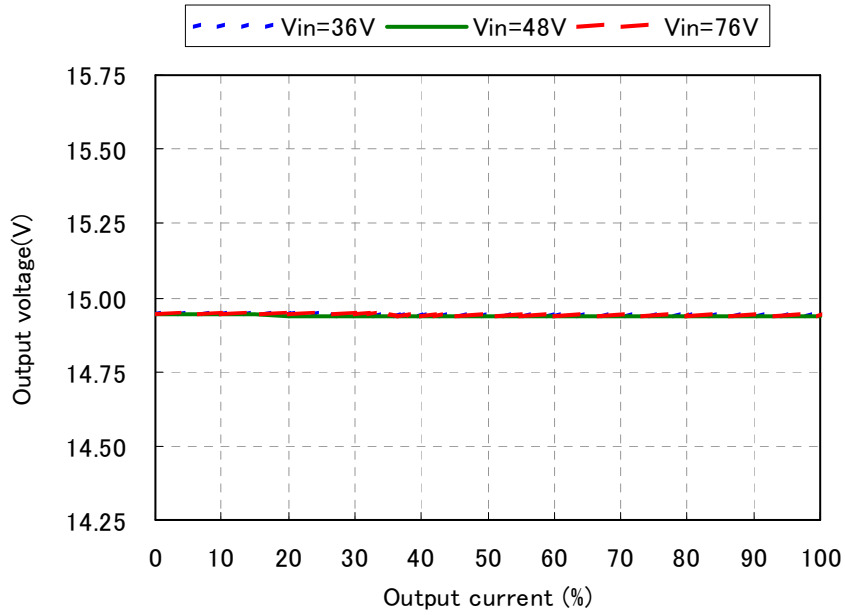
Evaluation data

TRSC-1590-1

2 / 23

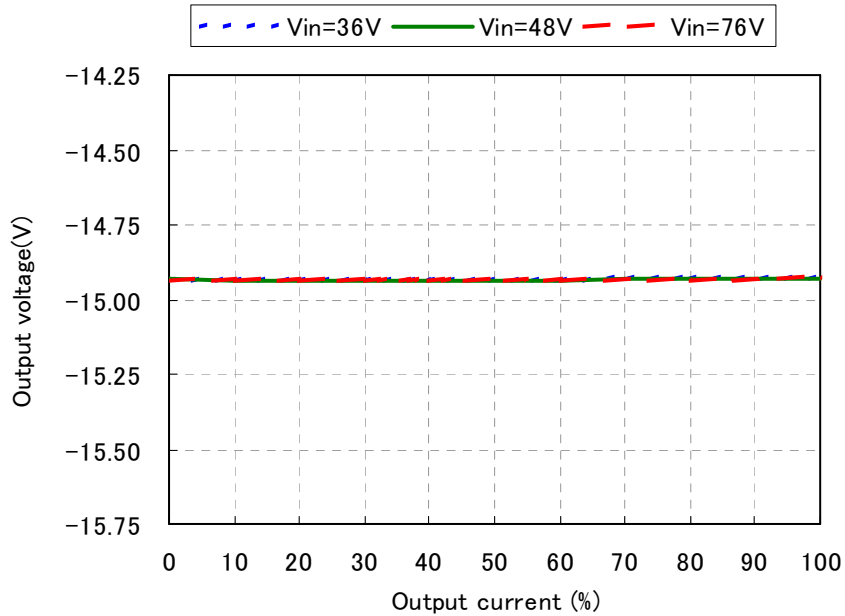
Condition Ta : -40°C
TRM: Short-circuited to -Vout.

【 +Vout 】



Condition Ta : -40°C
TRM: Short-circuited to -Vout.

【 -Vout 】



Product name or model, title

DC-DC converter CC3-4812DS-E

TDK CORPORATION

Name of drawing

Drawing No.

PAGE

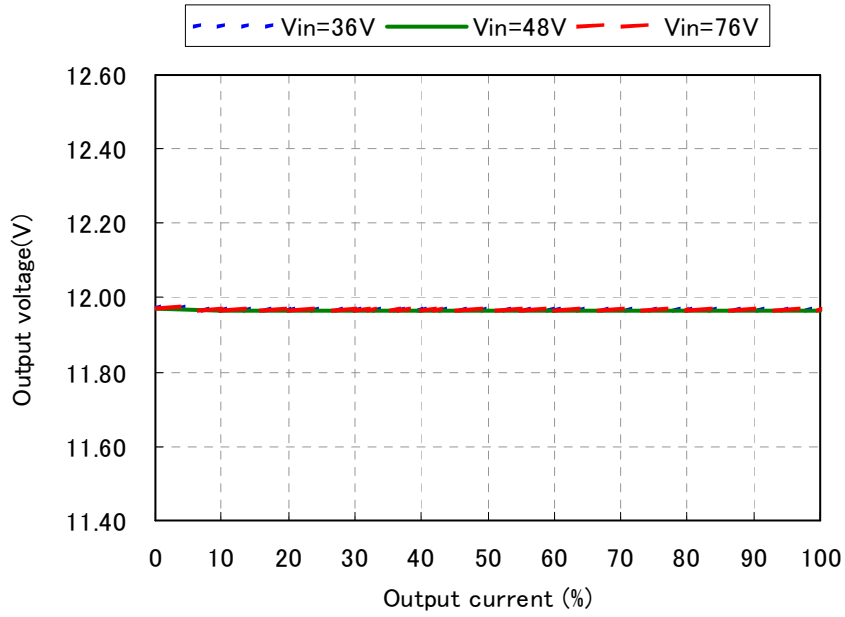
Evaluation data

TRSC-1590-1

3 / 23

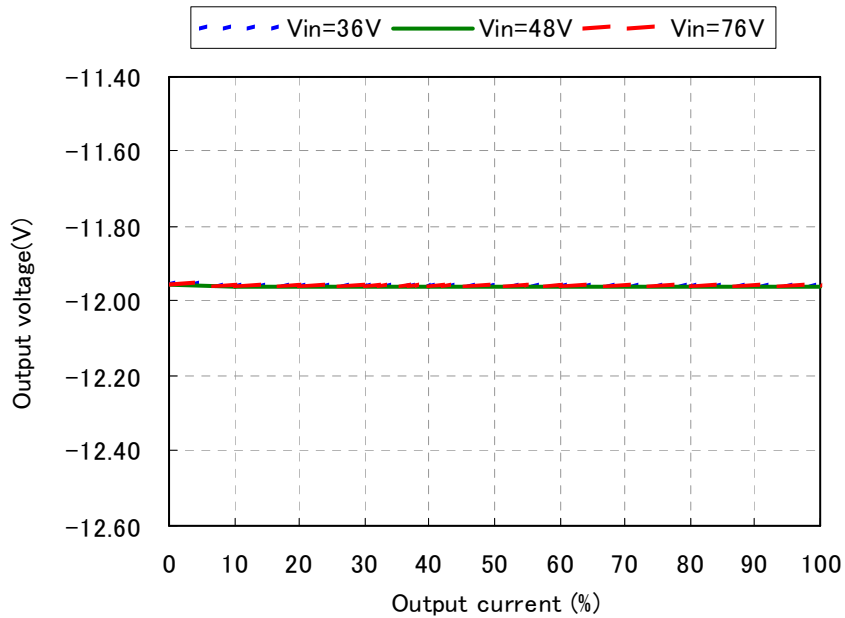
Condition Ta : 25°C

【 +Vout 】



Condition Ta : 25°C

【 -Vout 】



Product name or model, title

DC-DC converter CC3-4812DS-E

TDK CORPORATION

Name of drawing

Drawing No.

PAGE

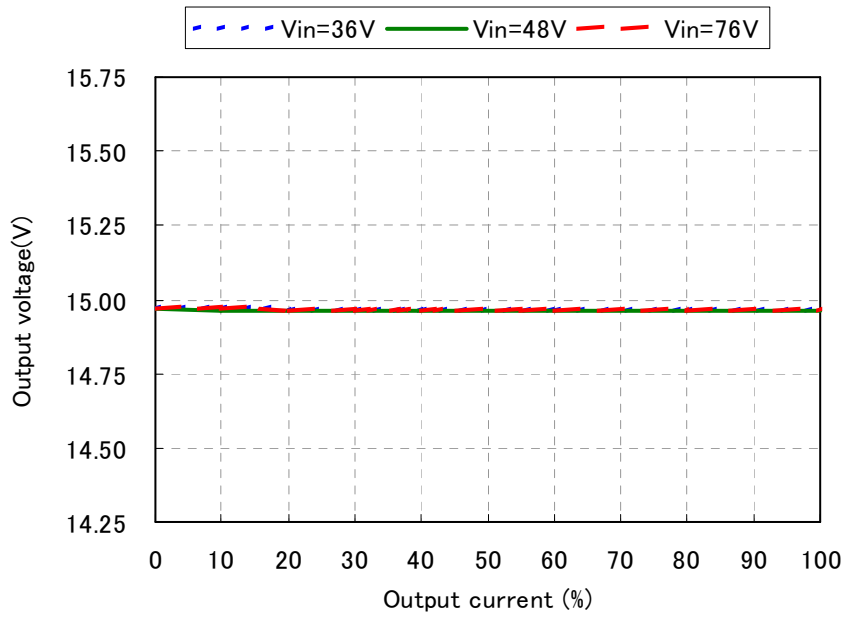
Evaluation data

TRSC-1590-1

4 / 23

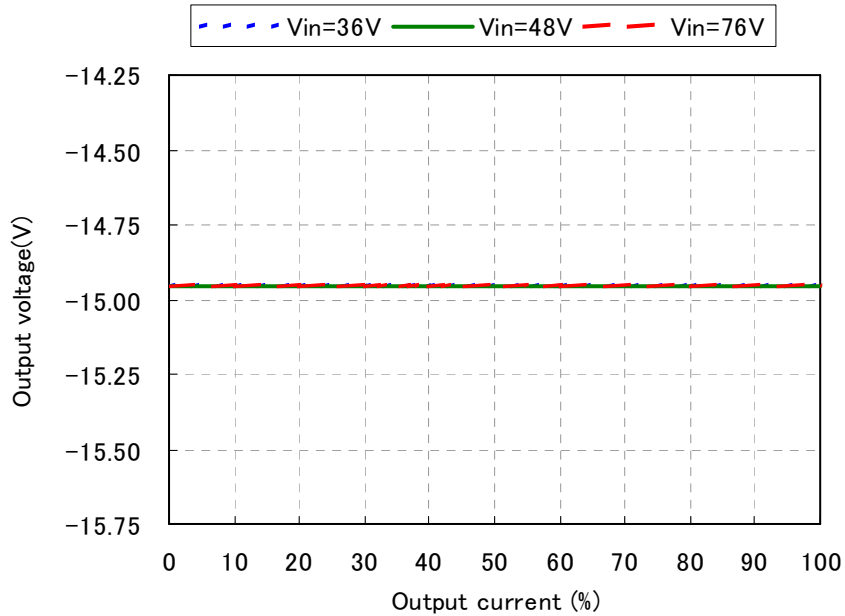
Condition Ta : 25°C
TRM: Short-circuited to -Vout.

【 +Vout 】



Condition Ta : 25°C
TRM: Short-circuited to -Vout.

【 -Vout 】



Product name or model, title

DC-DC converter CC3-4812DS-E

TDK CORPORATION

Name of drawing

Drawing No.

PAGE

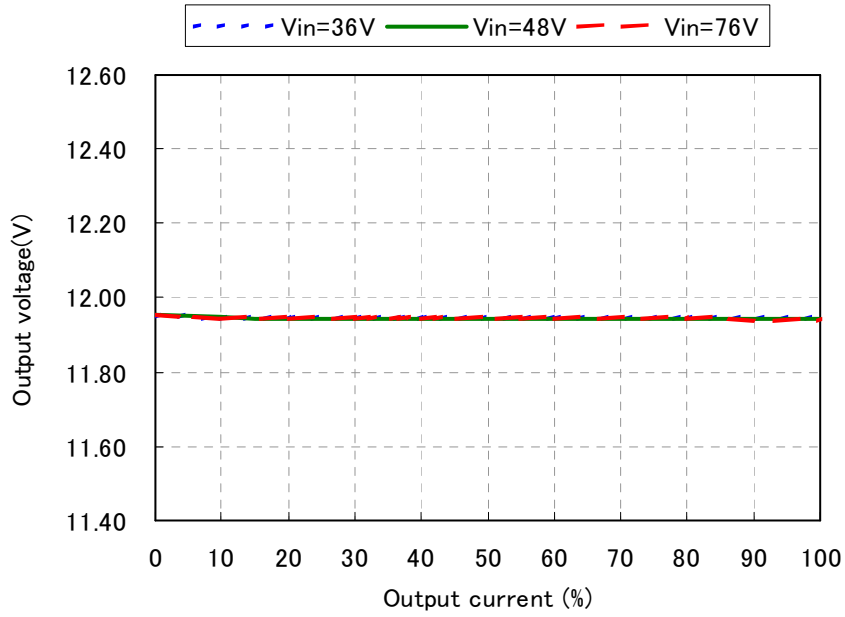
Evaluation data

TRSC-1590-1

5 / 23

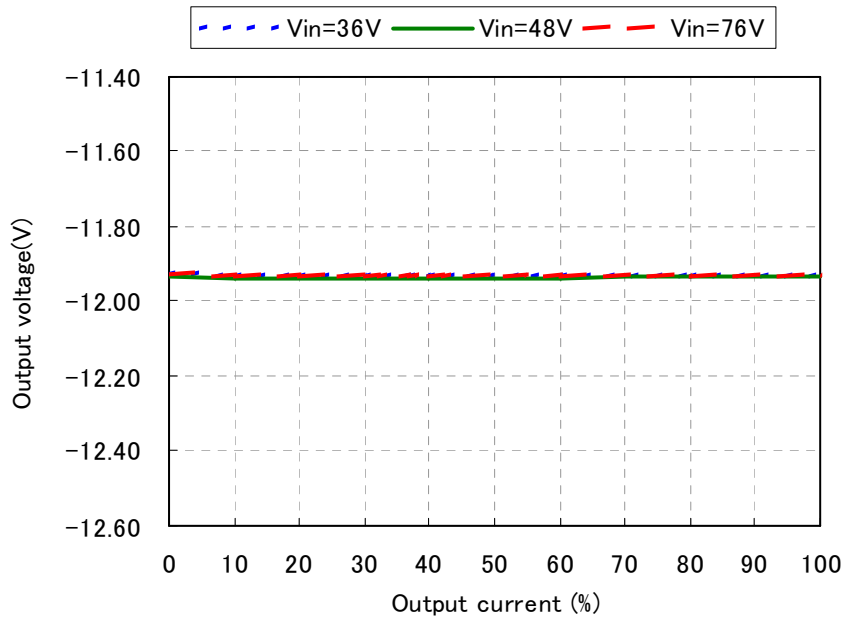
Condition Ta : 85°C

【 +Vout 】



Condition Ta : 85°C

【 -Vout 】



Product name or model, title

DC-DC converter CC3-4812DS-E

TDK CORPORATION

Name of drawing

Drawing No.

PAGE

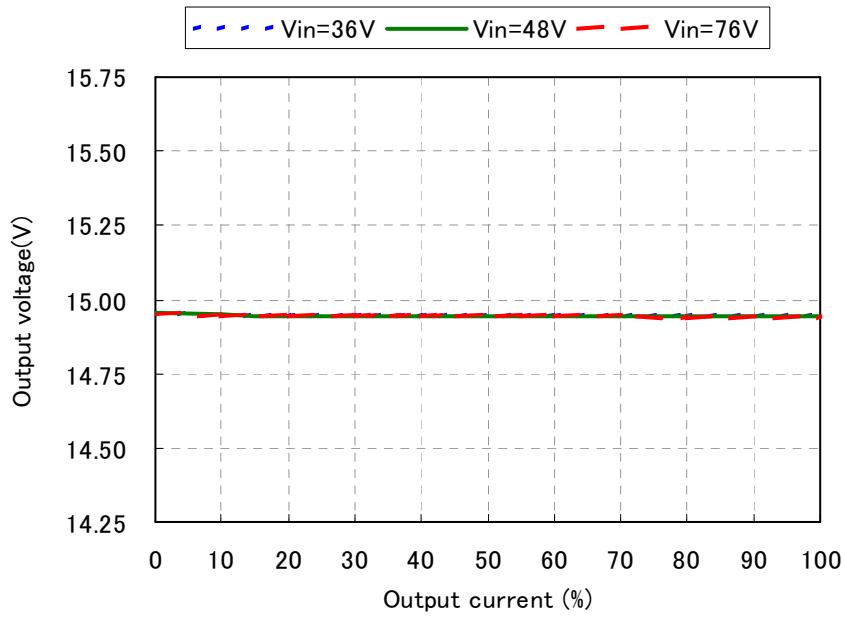
Evaluation data

TRSC-1590-1

6 /23

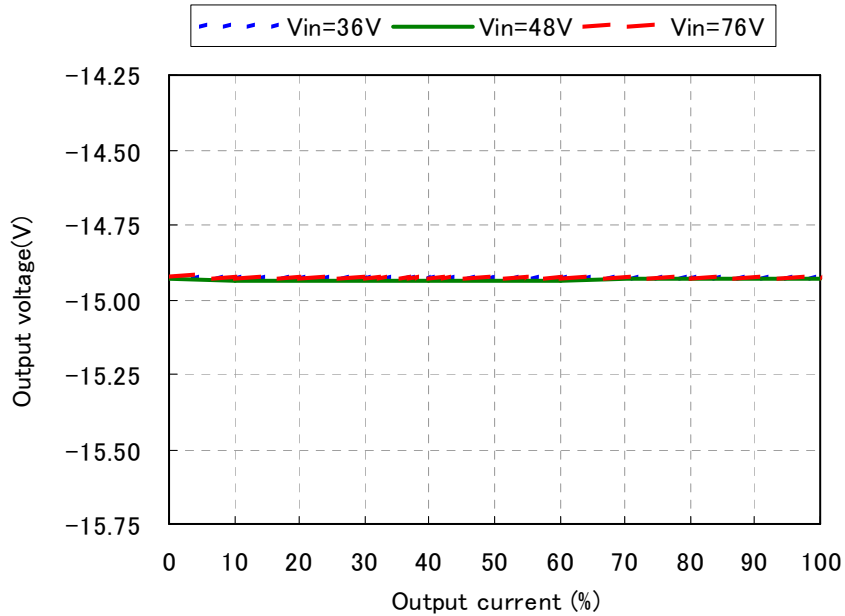
Condition Ta : 85°C
TRM: Short-circuited to -Vout.

【 +Vout 】



Condition Ta : 85°C
TRM: Short-circuited to -Vout.

【 -Vout 】



Product name or model, title

DC-DC converter CC3-4812DS-E

TDK CORPORATION

Name of drawing

Drawing No.

PAGE

Evaluation data

TRSC-1590-1

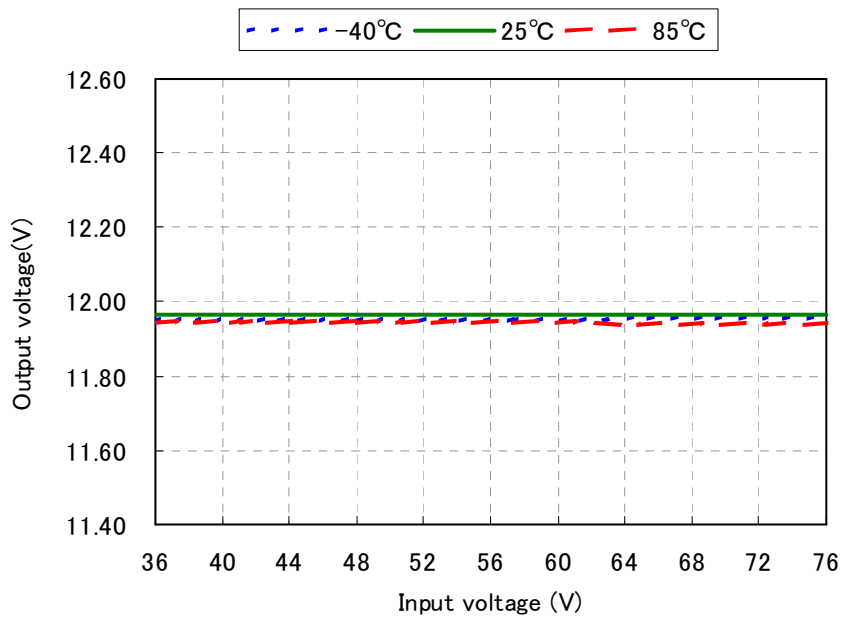
7 / 23

2. Line regulation

Condition

I_{out} : 100%

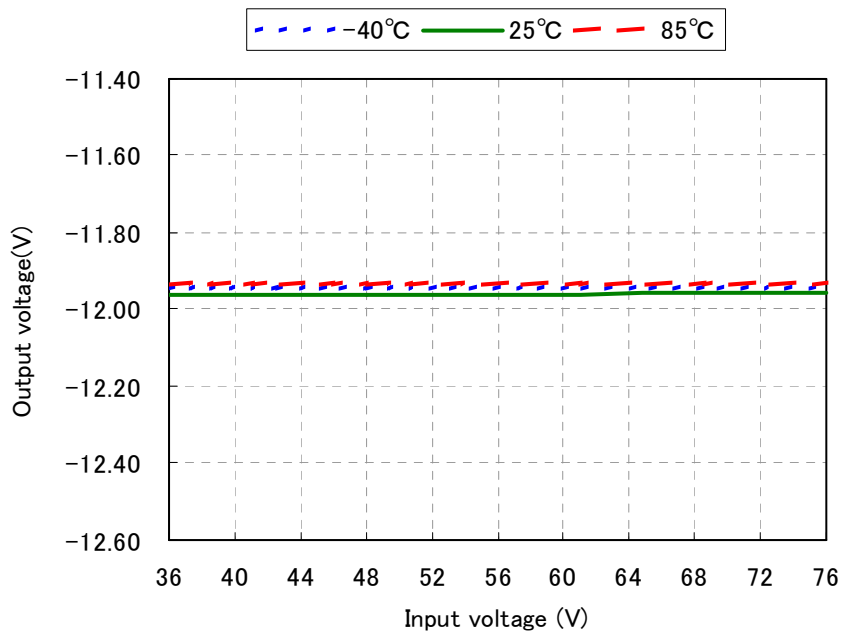
【 +V_{out} 】



Condition

I_{out} : 100%

【 -V_{out} 】



Product name or model, title

DC-DC converter CC3-4812DS-E

TDK CORPORATION

Name of drawing

Drawing No.

PAGE

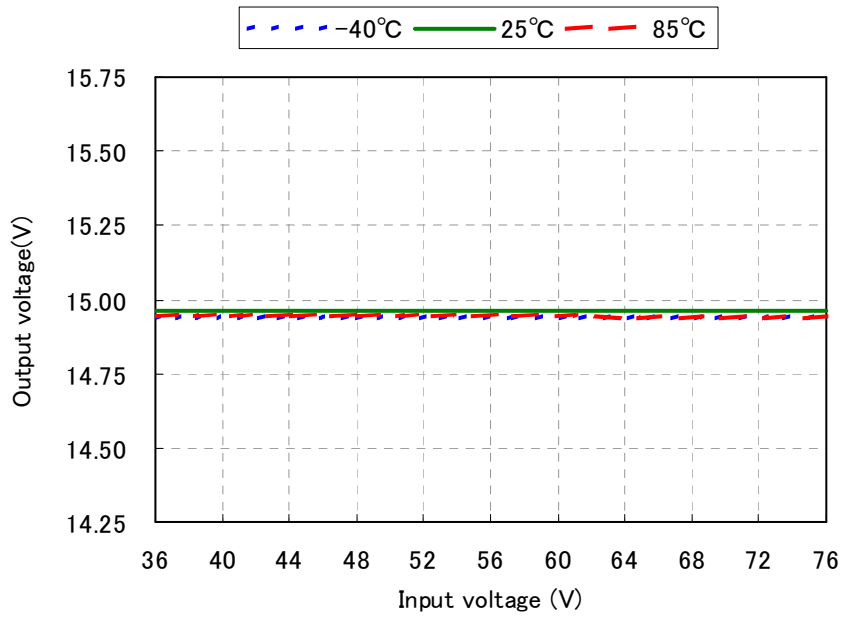
Evaluation data

TRSC-1590-1

8 / 23

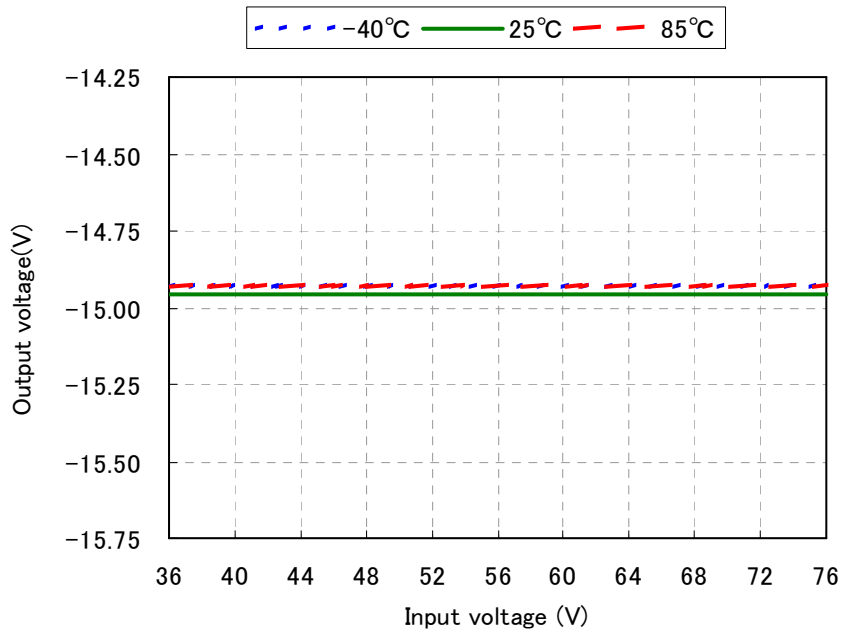
Condition Iout : 100%
TRM: Short-circuited to -Vout.

【 +Vout 】



Condition Iout : 100%
TRM: Short-circuited to -Vout.

【 -Vout 】



Product name or model, title

DC-DC converter CC3-4812DS-E

TDK CORPORATION

Name of drawing

Drawing No.

PAGE

Evaluation data

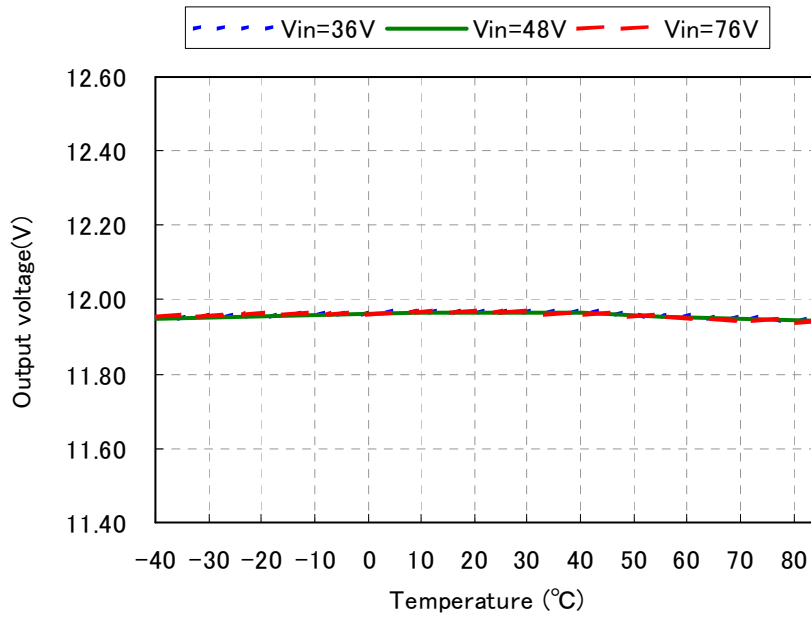
TRSC-1590-1

9 / 23

3. Temperature regulation

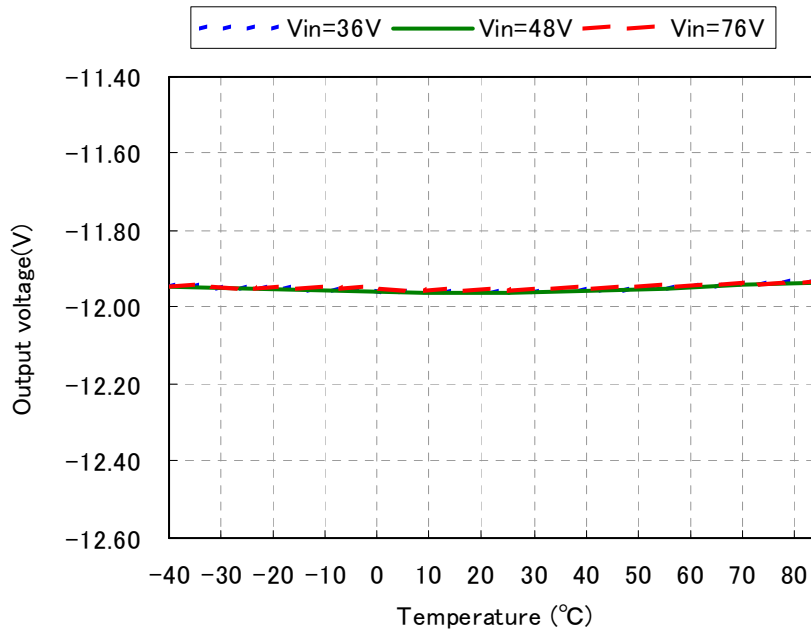
Condition Iout : 100%

【 +Vout 】



Condition Iout : 100%

【 -Vout 】



Product name or model, title

DC-DC converter CC3-4812DS-E

TDK CORPORATION

Name of drawing

Drawing No.

PAGE

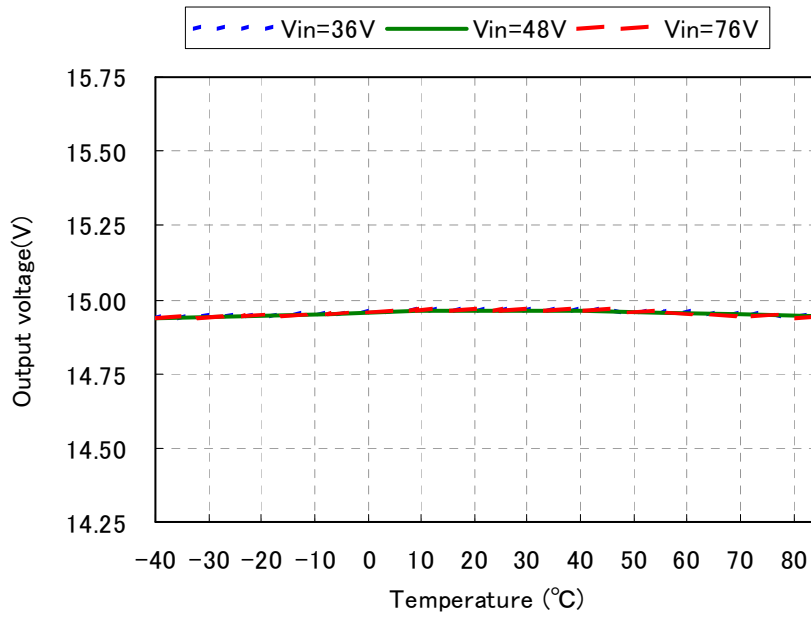
Evaluation data

TRSC-1590-1

10 /23

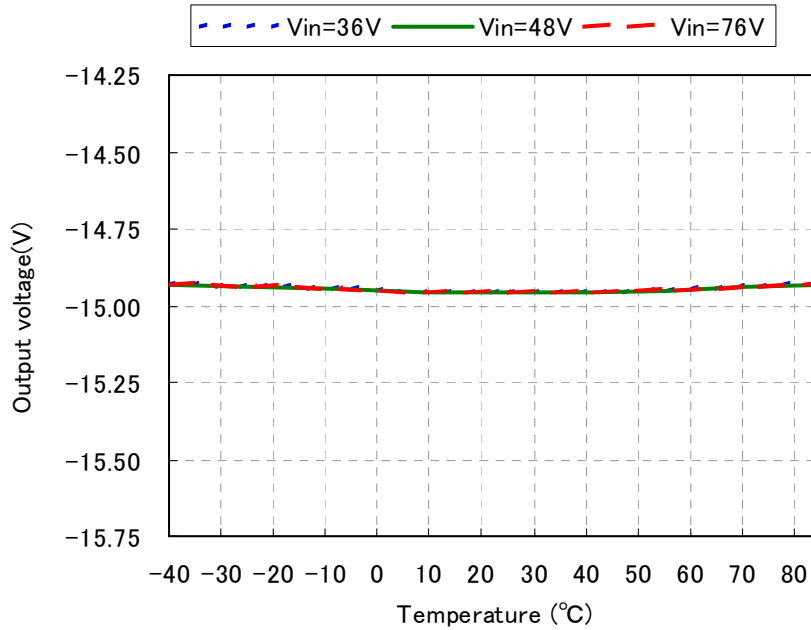
Condition Iout : 100%
TRM: Short-circuited to -Vout.

【 +Vout 】



Condition Iout : 100%
TRM: Short-circuited to -Vout.

【 -Vout 】



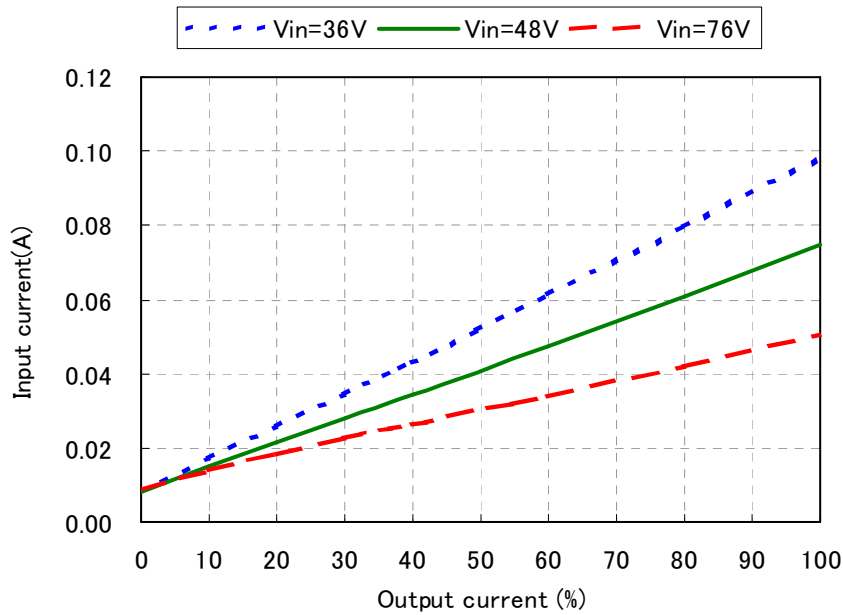
Product name or model, title			
DC-DC converter CC3-4812DS-E			
TDK CORPORATION	Name of drawing	Drawing No.	PAGE
	Evaluation data	TRSC-1590-1	11 /23

4. Input current(vs. load current)

Condition

Ta : 25°C

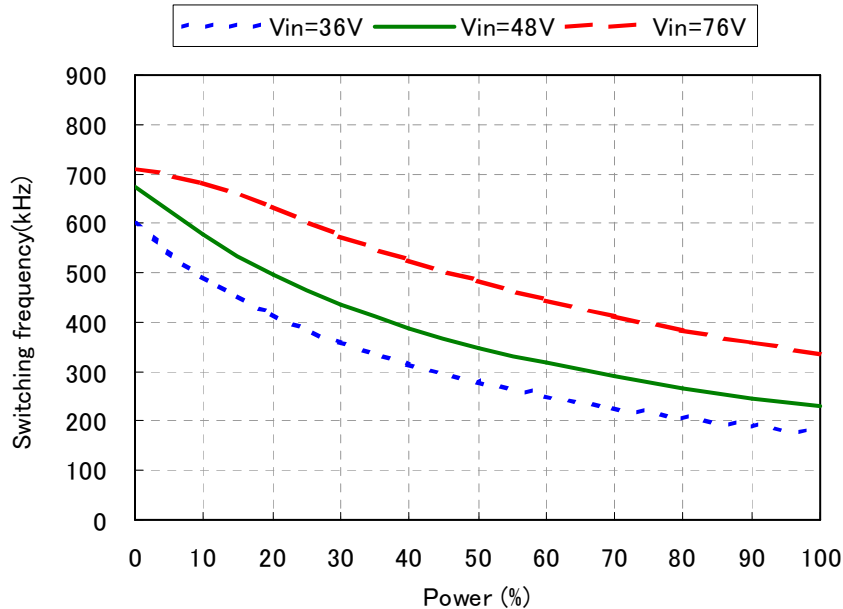
Vout : ±12V



5. Switching frequency(vs. output power)

Condition

Ta : 25°C



Product name or model, title

DC-DC converter CC3-4812DS-E

TDK CORPORATION

Name of drawing

Drawing No.

PAGE

Evaluation data

TRSC-1590-1

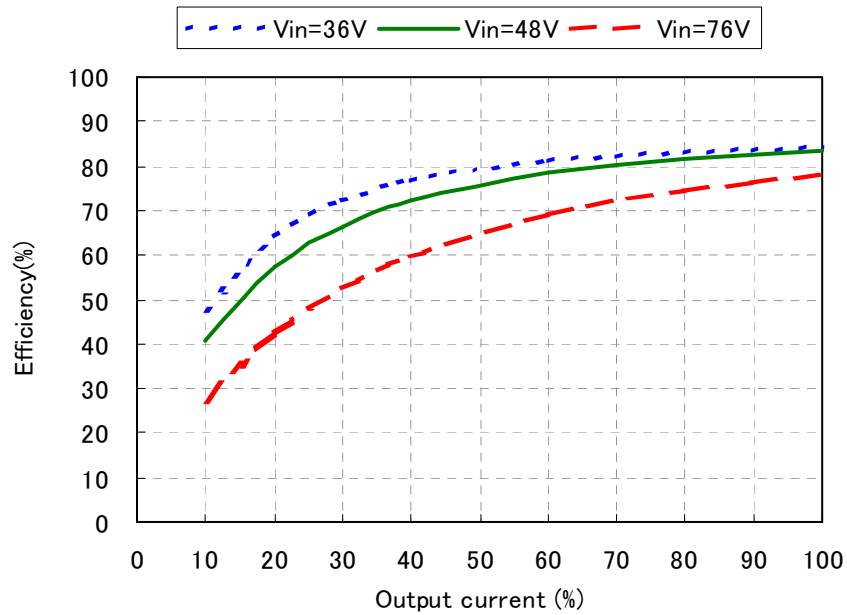
12 / 23

6. Efficiency(vs. load current)

Condition

Ta : 25°C

Vout : ±12V

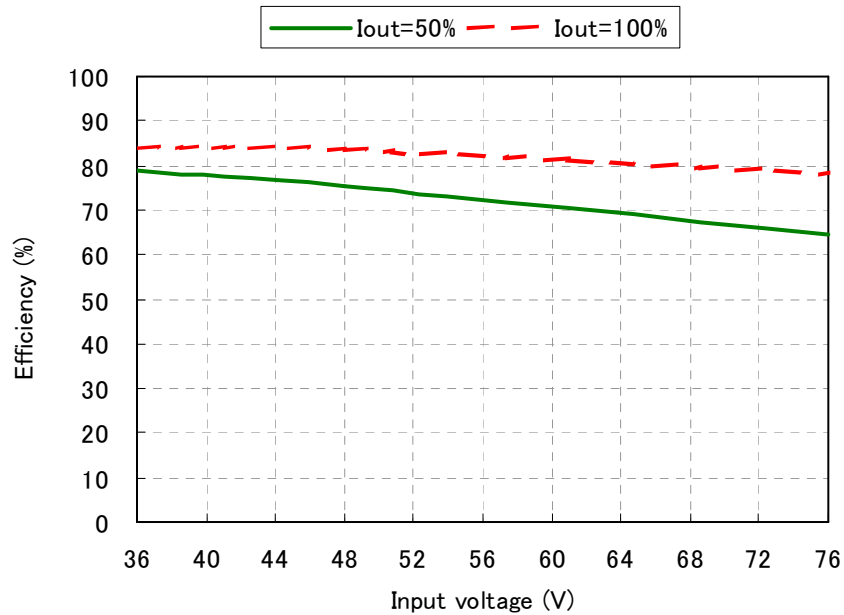


7. Efficiency(vs. input voltage)

Condition

Ta : 25°C

Vout : ±12V



Product name or model, title

DC-DC converter CC3-4812DS-E

TDK CORPORATION

Name of drawing

Drawing No.

PAGE

Evaluation data

TRSC-1590-1

13 /23

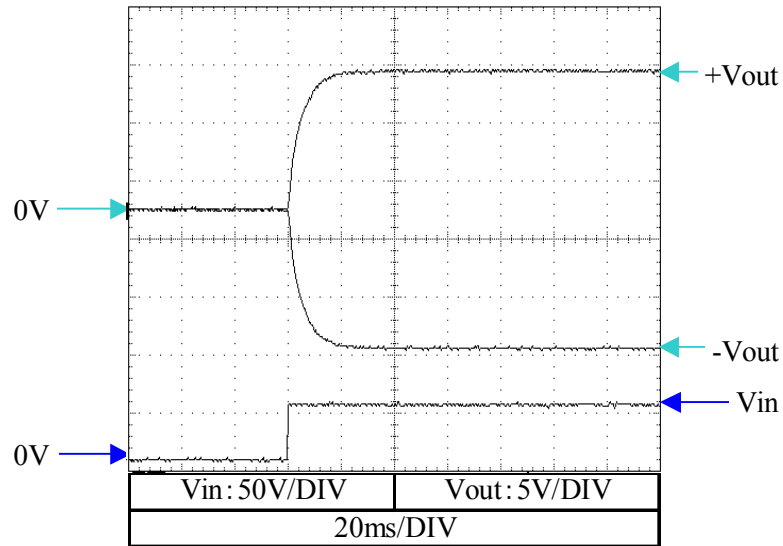
8. Output rise characteristics

Condition

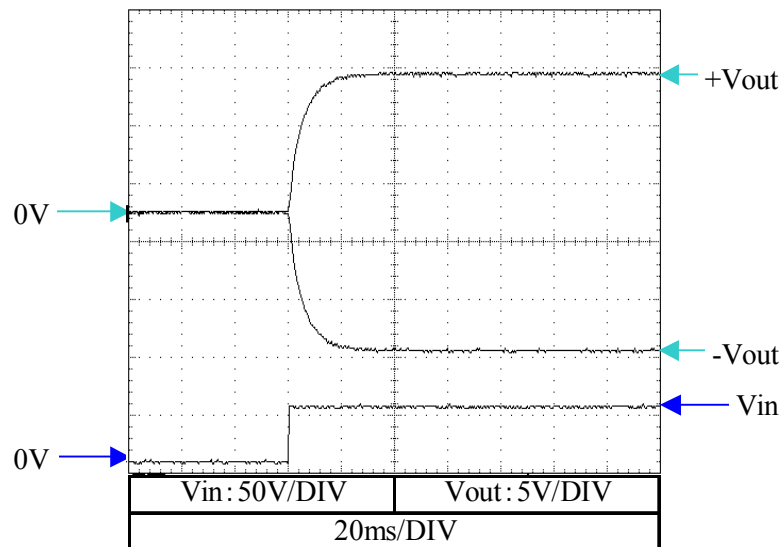
Vin : 48V

Ta : 25°C

Iout : 0%



Iout : 100%



Product name or model, title

DC-DC converter CC3-4812DS-E

TDK CORPORATION

Name of drawing

Drawing No.

PAGE

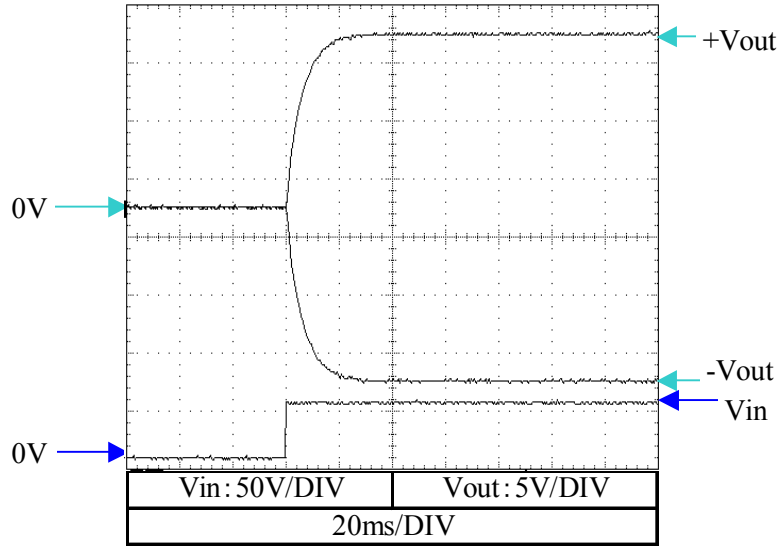
Evaluation data

TRSC-1590-1

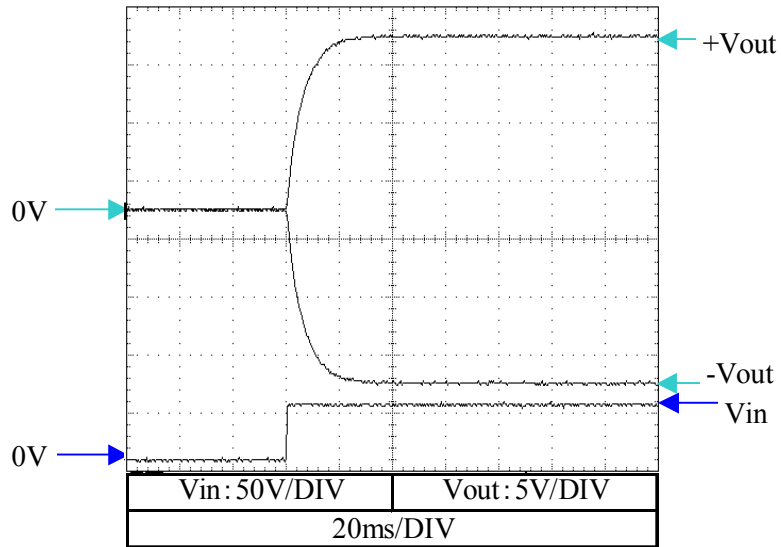
14 / 23

Condition Vin : 48V
 Ta : 25°C
 TRM: Short-circuited to -Vout.

Iout : 0%



Iout : 100%



Product name or model, title

DC-DC converter CC3-4812DS-E

TDK CORPORATION

Name of drawing

Evaluation data

Drawing No.

TRSC-1590-1

PAGE

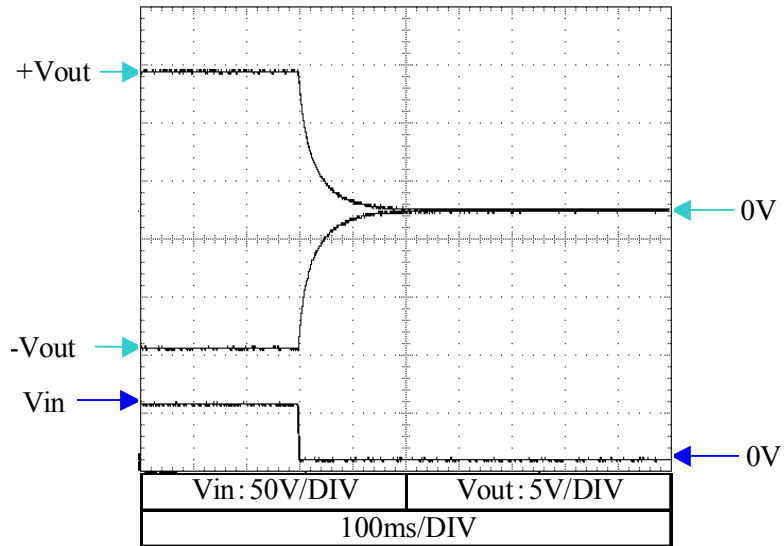
15 / 23

9. Output fall characteristics

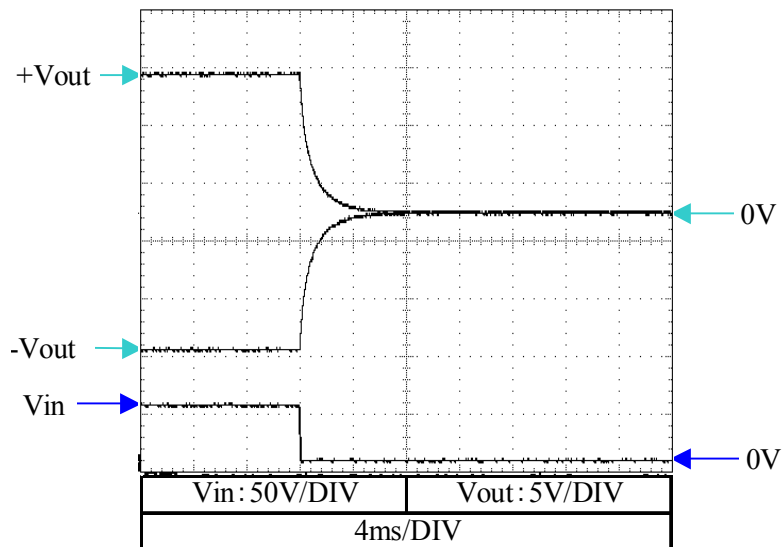
Condition

Vin : 48V
Ta : 25°C

Iout : 0%



Iout : 100%



Product name or model, title

DC-DC converter CC3-4812DS-E

TDK CORPORATION

Name of drawing

Evaluation data

Drawing No.

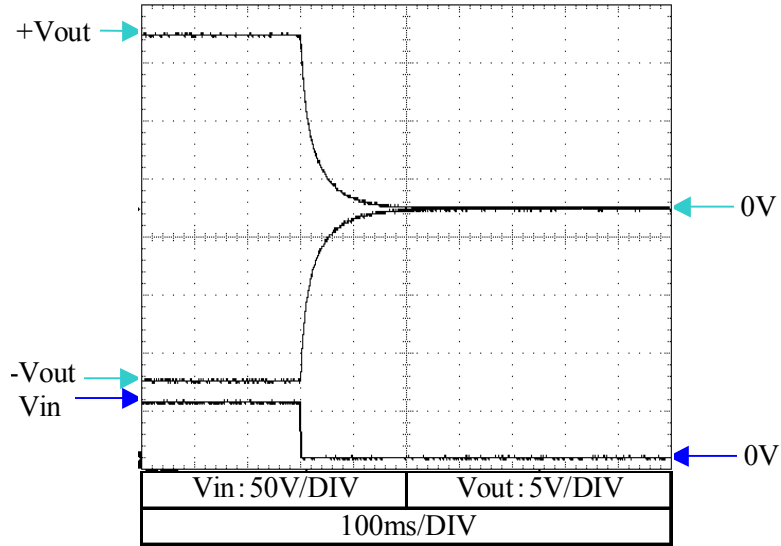
TRSC-1590-1

PAGE

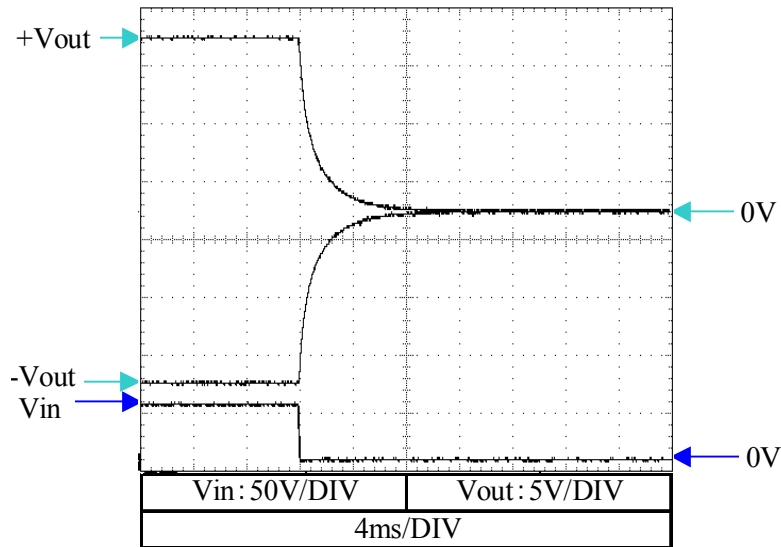
16 / 23

Condition Vin : 48V
 Ta : 25°C
 TRM: Short-circuited to -Vout.

Iout : 0%



Iout : 100%



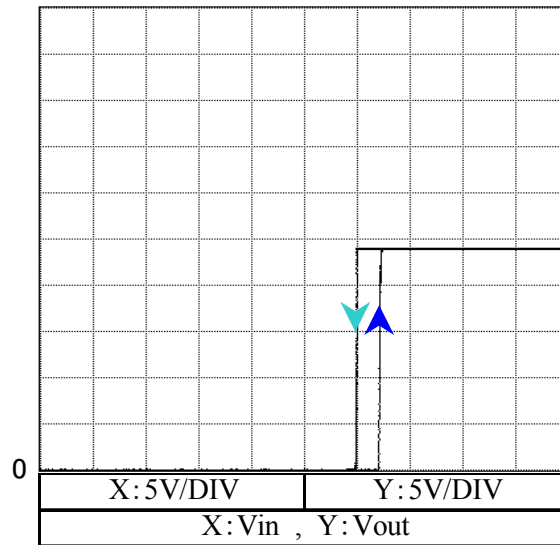
Product name or model, title			
DC-DC converter CC3-4812DS-E			
TDK CORPORATION	Name of drawing	Drawing No.	PAGE
	Evaluation data	TRSC-1590-1	17 / 23

10. Start/stop input voltage characteristics

Condition

I_{out} : 100%

T_a : 25°C



11. Dynamic load response characteristics

Condition

V_{in} : 48V

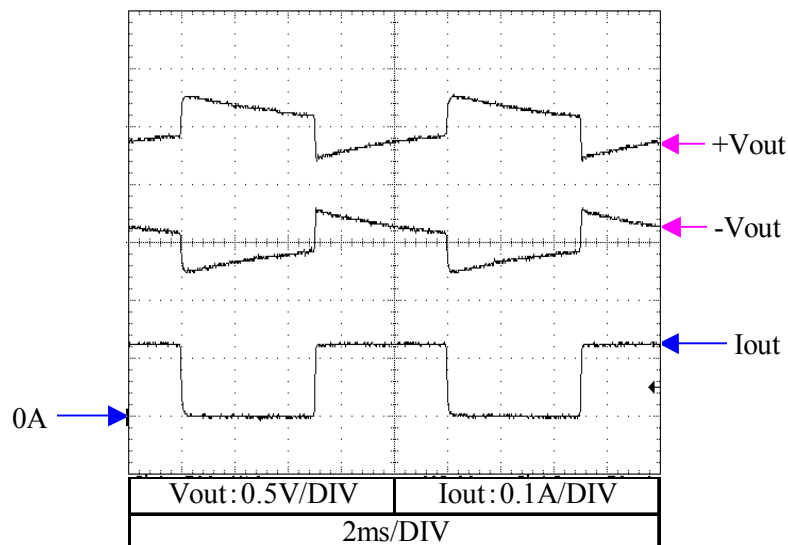
V_{out} : $\pm 12V$

I_{out} : 0% ~ 100%

$T_r=T_f$: 100us

f : 100Hz

T_a : 25°C



Product name or model, title

DC-DC converter CC3-4812DS-E

TDK CORPORATION

Name of drawing

Drawing No.

PAGE

Evaluation data

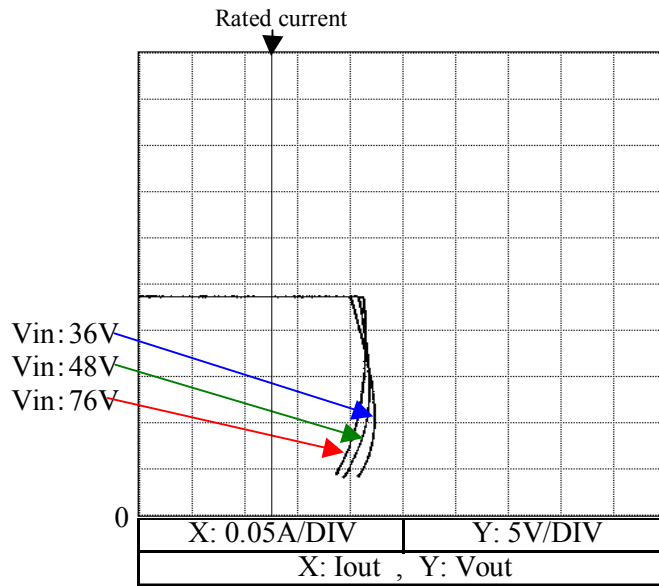
TRSC-1590-1

18 / 23

12. Over current protection characteristics

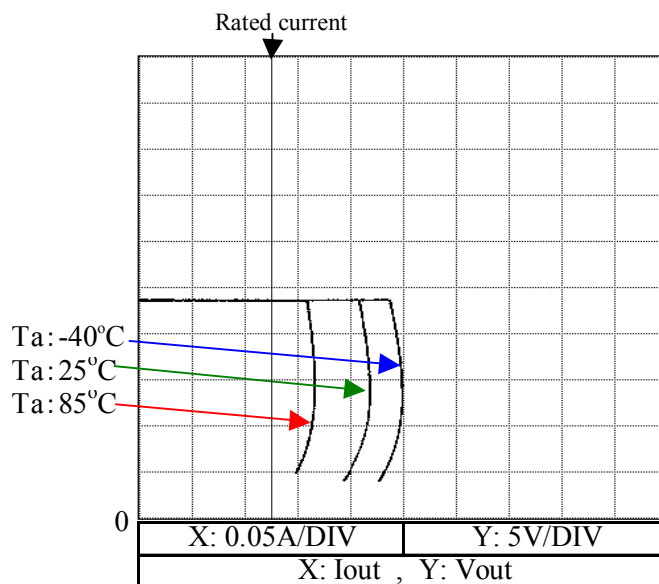
Condition

Ta : 25°C



Condition

Vin : 48V



Product name or model, title

DC-DC converter CC3-4812DS-E

TDK CORPORATION

Name of drawing

Drawing No.

PAGE

Evaluation data

TRSC-1590-1

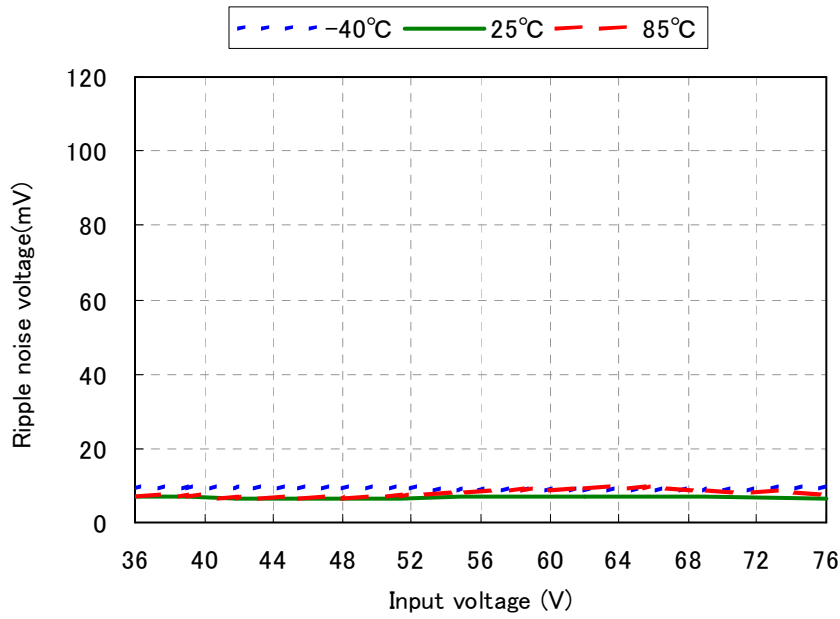
19 /23

13. Output ripple and noise characteristics

Condition

Iout : 100%

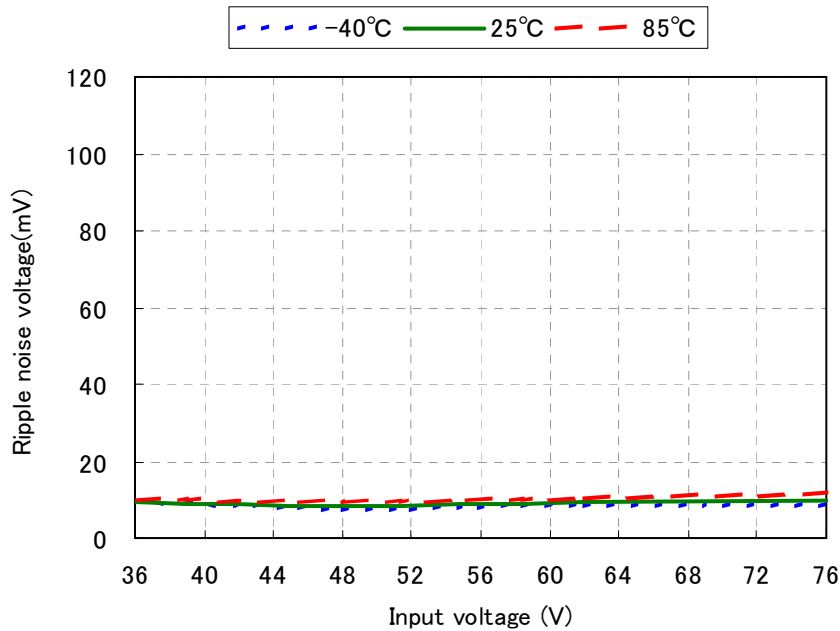
【 +Vout 】



Condition

Iout : 100%

【 -Vout 】



Product name or model, title

DC-DC converter CC3-4812DS-E

TDK CORPORATION

Name of drawing

Drawing No.

PAGE

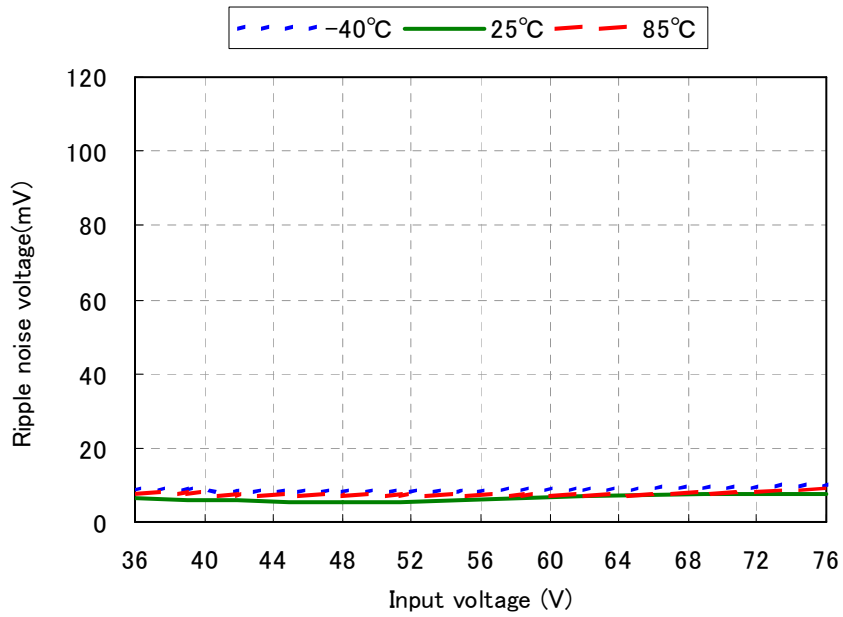
Evaluation data

TRSC-1590-1

20 / 23

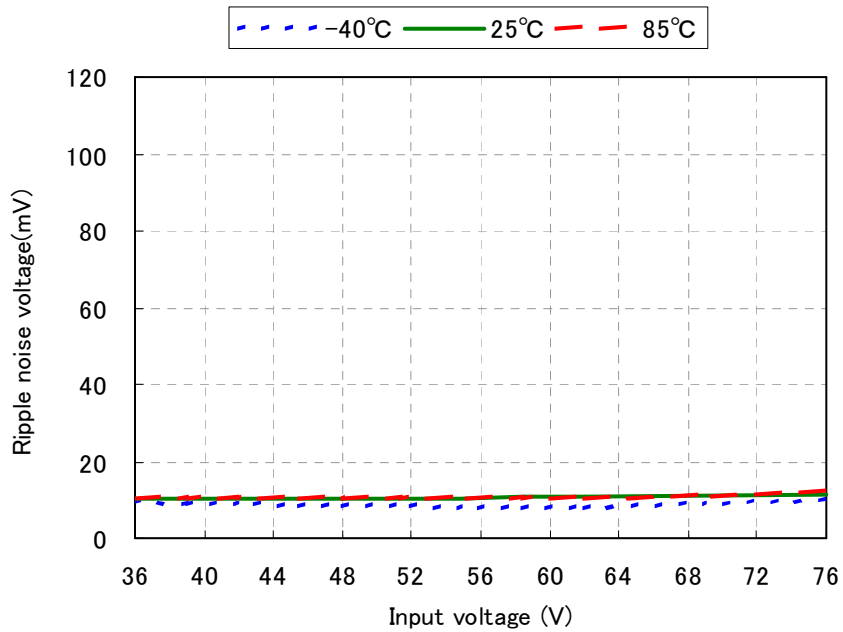
Condition Iout : 100%
 TRM: Short-circuited to -Vout.

【 +Vout 】



Condition Iout : 100%
 TRM: Short-circuited to -Vout.

【 -Vout 】



Product name or model, title

DC-DC converter CC3-4812DS-E

TDK CORPORATION

Name of drawing

Drawing No.

PAGE

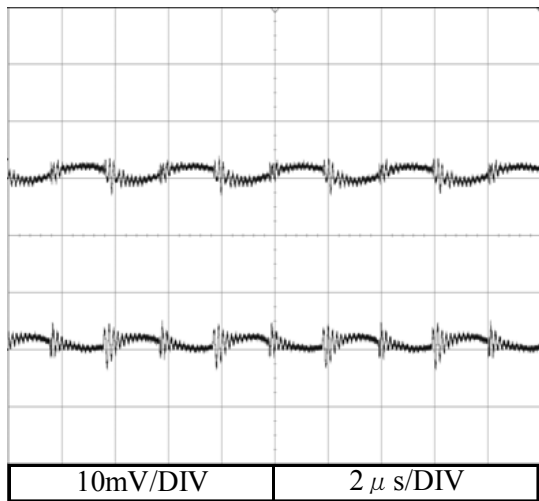
Evaluation data

TRSC-1590-1

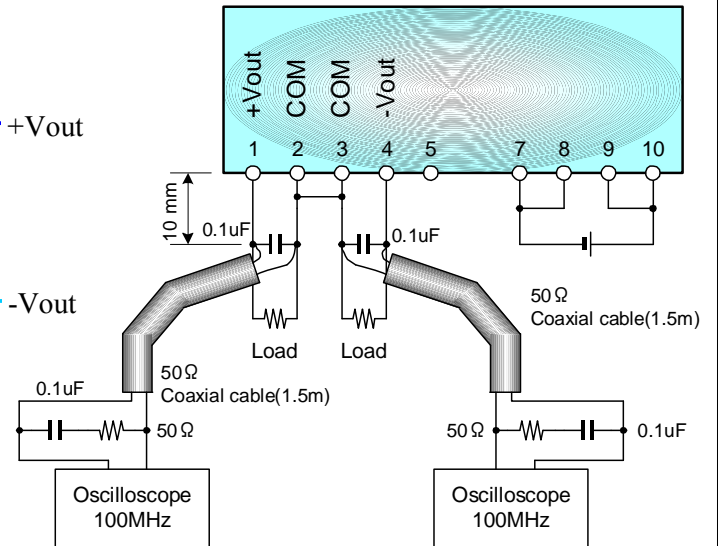
21 /23

14. Output ripple and noise waveform

Condition Vin : 48V
Iout : 100%
Ta : 25°C

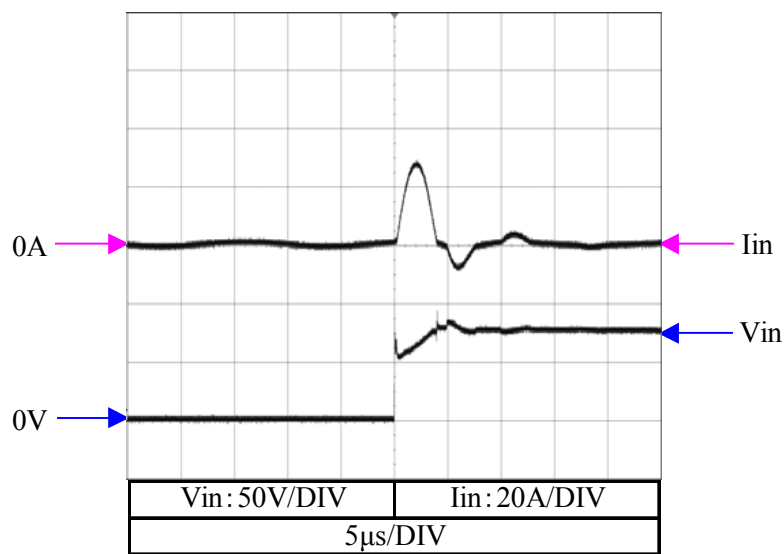


(Measurement circuit)



15. Inrush current waveform

Condition Vin : 76V
Iout : 100%
Ta : 25°C



Product name or model, title			
DC-DC converter CC3-4812DS-E			
TDK CORPORATION	Name of drawing	Drawing No.	PAGE
	Evaluation data	TRSC-1590-1	22 / 23

16. Temperature distribution

(Thermography)

Condition

Vin : 48V


Vout : ±12V

Iout : 100%


Ta : 25°C

Wind velocity : 0m/s

A side(transformer mounting side)



B side



(Main parts)

rise of temperature(ΔT)		
Main swtch(°C)	Rectifier diode(°C)	Transformer(°C)
24.9	24.8	26.8

* We measured the temperatures of part s without the case by using the thermography. Therefore, it might be different a little from the actual temperature.

Product name or model, title			
DC-DC converter CC3-4812DS-E			
TDK CORPORATION	Name of drawing	Drawing No.	PAGE
	Evaluation data	TRSC-1590-1	23 /23