

REMINDERS

Please read this before using the product.

SAFETY REMINDERS

REMINDERS

1. If you intend to use a product listed in this catalog for a purpose that may cause loss of life or other damage, you must contact our company's sales window.
2. We may modify products or discontinue production of a product listed in this catalog without prior notification.
3. We provide "Delivery Specification" that explain precautions for the specifications and safety of each product listed in this catalog. We strongly recommend that you exchange these delivery specifications with customers that use one of these products.
4. If you plan to export a product listed in this catalog, keep in mind that it may be a restricted item according to the "Foreign Exchange and Foreign Trade Control Law". In such cases, it is necessary to acquire export permission in harmony with this law.
5. Any reproduction or transferring of the contents of this catalog is prohibited without prior permission from our company.
6. We are not responsible for problems that occur related to the intellectual property rights or other rights of our company or a third party when you use a product listed in this catalog. We do not grant license of these rights.
7. This catalog only applies to products purchased through our company or one of our company's official agencies. This catalog does not apply to products that are purchased through other third parties.
8. The descriptions in this catalog apply as of February 2009.

General Multilayer Ceramic Chip Capacitors for Automobile

CGA Series

Conformity to RoHS Directive

FEATURES

- The CGA series consists of products that are used for the power train, safety equipment, etc. of a vehicle.
- With the thinner ceramic dielectric layers and the development of the multilayer technology, the capacitor has a large capacitance.
- The capacitor can be used over a wide range of operating temperatures from -55 to $+125^{\circ}\text{C}$.

PRODUCT IDENTIFICATION

CGA 3 E 2 X7R H 104 K
(1) (2) (3) (4) (5) (6) (7) (8)

(1) Series name

(2) Dimensions

2	1005(1.0×0.5mm)
3	1608(1.6×0.8mm)
4	2012(2.0×1.25mm)
5	3216(3.2×1.6mm)
6	3225(3.2×2.5mm)

(3) Thickness T

B	0.50mm
C	0.60mm
D	0.70mm
E	0.80mm
F	0.85mm
G	1.10mm
H	1.15mm
J	1.25mm
K	1.30mm
L	1.60mm
M	2.00mm
N	2.30mm
P	2.50mm

(4) Voltage conditions at the time of high temperature loading (Shown below are guaranteed applied voltages in a high temperature load test. [Maximum operating temperature/1000h])

1	Product with the rated voltage×1 guaranteed
2	Product with the rated voltage×2 guaranteed
3	Product with the rated voltage×1.5 guaranteed

(5) Capacitance Temperature characteristics Class 1 (Temperature compensation)

Temperature characteristics	Capacitance change	Temperature range
C0G	$0\pm 30\text{ppm}/^{\circ}\text{C}$	-25 to $+125^{\circ}\text{C}$

Class 2 (Temperature stable and general purpose)

Temperature characteristics	Capacitance change	Temperature range
X7R	$\pm 15\%$	-55 to $+125^{\circ}\text{C}$

(6) Product with the rated voltage E_{dc}

1C	16V
1E	25V
1H	50V

(7) Nominal capacitance

The capacitance is expressed in three digit codes and in units of pico farads (pF).

The first and second digits identify the first and second significant figures of the capacitance.

101	100pF
104	100,000pF(0.1μF)
106	10,000,000pF(10μF)

(8) Capacitance Tolerance

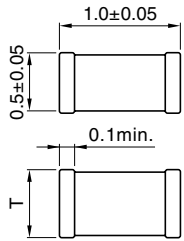
Symbol	Tolerance	Applicable capacitance range
C	$\pm 0.25\text{pF}$	10pF or less
D	$\pm 0.5\text{pF}$	
J	$\pm 5\%$	Over 10pF
K	$\pm 10\%$	
M	$\pm 20\%$	

• Conformity to RoHS Directive: This means that, in conformity with EU Directive 2002/95/EC, lead, cadmium, mercury, hexavalent chromium, and specific bromine-based flame retardants, PBB and PBDE, have not been used, except for exempted applications.

• All specifications are subject to change without notice.
Please read the precautions before using this catalog.

CGA2(C1005[EIA: CC0402]) Type

SHAPES AND DIMENSIONS



Dimensions in mm



CAPACITANCE RANGES: CLASS 1 (TEMPERATURE COMPENSATION)

TEMPERATURE CHARACTERISTICS: C0G(0±30ppm/°C)

RATED VOLTAGE Edc: 50V

Capacitance (pF)	Tolerance	Thickness T (mm)	Voltage conditions at the time of high temperature loading	Part No.
1	±0.25pF	0.5±0.05	2	CGA2B2C0G1H010C
1.5	±0.25pF	0.5±0.05	2	CGA2B2C0G1H1R5C
2	±0.25pF	0.5±0.05	2	CGA2B2C0G1H020C
2.2	±0.25pF	0.5±0.05	2	CGA2B2C0G1H2R2C
3	±0.25pF	0.5±0.05	2	CGA2B2C0G1H030C
3.3	±0.25pF	0.5±0.05	2	CGA2B2C0G1H3R3C
4	±0.25pF	0.5±0.05	2	CGA2B2C0G1H040C
4.7	±0.25pF	0.5±0.05	2	CGA2B2C0G1H4R7C
5	±0.25pF	0.5±0.05	2	CGA2B2C0G1H050C
6	±0.5pF	0.5±0.05	2	CGA2B2C0G1H060D
6.8	±0.5pF	0.5±0.05	2	CGA2B2C0G1H6R8D
7	±0.5pF	0.5±0.05	2	CGA2B2C0G1H070D
8	±0.5pF	0.5±0.05	2	CGA2B2C0G1H080D
9	±0.5pF	0.5±0.05	2	CGA2B2C0G1H090D
10	±0.5pF	0.5±0.05	2	CGA2B2C0G1H100D
12	±5%	0.5±0.05	2	CGA2B2C0G1H120J
15	±5%	0.5±0.05	2	CGA2B2C0G1H150J
18	±5%	0.5±0.05	2	CGA2B2C0G1H180J
22	±5%	0.5±0.05	2	CGA2B2C0G1H220J
27	±5%	0.5±0.05	2	CGA2B2C0G1H270J
33	±5%	0.5±0.05	2	CGA2B2C0G1H330J
39	±5%	0.5±0.05	2	CGA2B2C0G1H390J
47	±5%	0.5±0.05	2	CGA2B2C0G1H470J
56	±5%	0.5±0.05	2	CGA2B2C0G1H560J
68	±5%	0.5±0.05	2	CGA2B2C0G1H680J
82	±5%	0.5±0.05	2	CGA2B2C0G1H820J
100	±5%	0.5±0.05	2	CGA2B2C0G1H101J
120	±5%	0.5±0.05	2	CGA2B2C0G1H121J
150	±5%	0.5±0.05	2	CGA2B2C0G1H151J
180	±5%	0.5±0.05	2	CGA2B2C0G1H181J
220	±5%	0.5±0.05	2	CGA2B2C0G1H221J
270	±5%	0.5±0.05	2	CGA2B2C0G1H271J
330	±5%	0.5±0.05	2	CGA2B2C0G1H331J
390	±5%	0.5±0.05	2	CGA2B2C0G1H391J
470	±5%	0.5±0.05	2	CGA2B2C0G1H471J

CAPACITANCE RANGES: CLASS 2**TEMPERATURE CHARACTERISTICS: X7R($\pm 15\%$)**RATED VOLTAGE E_{dc}: 50V

Capacitance (pF)	Tolerance	Thickness T (mm)	Voltage conditions at the time of high temperature loading	Part No.
1000	$\pm 10\%$	0.5 \pm 0.05	2	CGA2B2X7R1H102K
2200	$\pm 10\%$	0.5 \pm 0.05	2	CGA2B2X7R1H222K
4700	$\pm 10\%$	0.5 \pm 0.05	2	CGA2B2X7R1H472K

RATED VOLTAGE E_{dc}: 25V

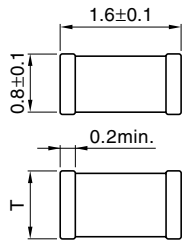
Capacitance (pF)	Tolerance	Thickness T (mm)	Voltage conditions at the time of high temperature loading	Part No.
10,000	$\pm 10\%$	0.5 \pm 0.05	2	CGA2B2X7R1E103K
22,000	$\pm 10\%$	0.5 \pm 0.05	2	CGA2B2X7R1E223K
47,000	$\pm 10\%$	0.5 \pm 0.05	1	CGA2B1X7R1E473K

RATED VOLTAGE E_{dc}: 16V

Capacitance (pF)	Tolerance	Thickness T (mm)	Voltage conditions at the time of high temperature loading	Part No.
47,000	$\pm 10\%$	0.5 \pm 0.05	2	CGA2B2X7R1C473K
68,000	$\pm 10\%$	0.5 \pm 0.05	1	CGA2B1X7R1C683K
100,000	$\pm 10\%$	0.5 \pm 0.05	1	CGA2B1X7R1C104K

CGA3(C1608[EIA: CC0603]) Type

SHAPES AND DIMENSIONS



Dimensions in mm



CAPACITANCE RANGES: CLASS 1 (TEMPERATURE COMPENSATION)

TEMPERATURE CHARACTERISTICS: C0G(0±30ppm/°C)

RATED VOLTAGE E_{dc}: 50V

Capacitance (pF)	Tolerance	Thickness T (mm)	Voltage conditions at the time of high temperature loading	Part No.
1	±0.25pF	0.8±0.1	2	CGA3E2C0G1H010C
1.5	±0.25pF	0.8±0.1	2	CGA3E2C0G1H1R5C
2	±0.25pF	0.8±0.1	2	CGA3E2C0G1H020C
2.2	±0.25pF	0.8±0.1	2	CGA3E2C0G1H2R2C
3	±0.25pF	0.8±0.1	2	CGA3E2C0G1H030C
3.3	±0.25pF	0.8±0.1	2	CGA3E2C0G1H3R3C
4	±0.25pF	0.8±0.1	2	CGA3E2C0G1H040C
4.7	±0.25pF	0.8±0.1	2	CGA3E2C0G1H4R7C
5	±0.25pF	0.8±0.1	2	CGA3E2C0G1H050C
6	±0.5pF	0.8±0.1	2	CGA3E2C0G1H060D
6.8	±0.5pF	0.8±0.1	2	CGA3E2C0G1H6R8D
7	±0.5pF	0.8±0.1	2	CGA3E2C0G1H070D
8	±0.5pF	0.8±0.1	2	CGA3E2C0G1H080D
9	±0.5pF	0.8±0.1	2	CGA3E2C0G1H090D
10	±0.5pF	0.8±0.1	2	CGA3E2C0G1H100D
12	±5%	0.8±0.1	2	CGA3E2C0G1H120J
15	±5%	0.8±0.1	2	CGA3E2C0G1H150J
18	±5%	0.8±0.1	2	CGA3E2C0G1H180J
22	±5%	0.8±0.1	2	CGA3E2C0G1H220J
27	±5%	0.8±0.1	2	CGA3E2C0G1H270J
33	±5%	0.8±0.1	2	CGA3E2C0G1H330J
39	±5%	0.8±0.1	2	CGA3E2C0G1H390J
47	±5%	0.8±0.1	2	CGA3E2C0G1H470J
56	±5%	0.8±0.1	2	CGA3E2C0G1H560J
68	±5%	0.8±0.1	2	CGA3E2C0G1H680J
82	±5%	0.8±0.1	2	CGA3E2C0G1H820J
100	±5%	0.8±0.1	2	CGA3E2C0G1H101J
120	±5%	0.8±0.1	2	CGA3E2C0G1H121J
150	±5%	0.8±0.1	2	CGA3E2C0G1H151J
180	±5%	0.8±0.1	2	CGA3E2C0G1H181J
220	±5%	0.8±0.1	2	CGA3E2C0G1H221J
270	±5%	0.8±0.1	2	CGA3E2C0G1H271J
330	±5%	0.8±0.1	2	CGA3E2C0G1H331J
390	±5%	0.8±0.1	2	CGA3E2C0G1H391J
470	±5%	0.8±0.1	2	CGA3E2C0G1H471J
560	±5%	0.8±0.1	2	CGA3E2C0G1H561J
680	±5%	0.8±0.1	2	CGA3E2C0G1H681J
820	±5%	0.8±0.1	2	CGA3E2C0G1H821J
1,000	±5%	0.8±0.1	2	CGA3E2C0G1H102J
1,200	±5%	0.8±0.1	2	CGA3E2C0G1H122J
1,500	±5%	0.8±0.1	2	CGA3E2C0G1H152J
1,800	±5%	0.8±0.1	2	CGA3E2C0G1H182J
2,200	±5%	0.8±0.1	2	CGA3E2C0G1H222J
2,700	±5%	0.8±0.1	2	CGA3E2C0G1H272J
3,300	±5%	0.8±0.1	2	CGA3E2C0G1H332J

CAPACITANCE RANGES: CLASS 2**TEMPERATURE CHARACTERISTICS: X7R($\pm 15\%$)**RATED VOLTAGE E_{dc}: 50V

Capacitance (pF)	Tolerance	Thickness T (mm)	Voltage conditions at the time of high temperature loading	Part No.
1,000	$\pm 10\%$	0.8 \pm 0.1	2	CGA3E2X7R1H102K
2,200	$\pm 10\%$	0.8 \pm 0.1	2	CGA3E2X7R1H222K
4,700	$\pm 10\%$	0.8 \pm 0.1	2	CGA3E2X7R1H472K
10,000	$\pm 10\%$	0.8 \pm 0.1	2	CGA3E2X7R1H103K
22,000	$\pm 10\%$	0.8 \pm 0.1	2	CGA3E2X7R1H223K
47,000	$\pm 10\%$	0.8 \pm 0.1	2	CGA3E2X7R1H473K
68,000	$\pm 10\%$	0.8 \pm 0.1	2	CGA3E2X7R1H683K
100,000 [0.1 μ F]	$\pm 10\%$	0.8 \pm 0.1	2	CGA3E2X7R1H104K

RATED VOLTAGE E_{dc}: 25V

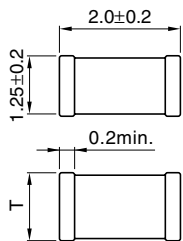
Capacitance (pF)	Tolerance	Thickness T (mm)	Voltage conditions at the time of high temperature loading	Part No.
100,000 [0.1 μ F]	$\pm 10\%$	0.8 \pm 0.1	2	CGA3E2X7R1E104K
150,000	$\pm 10\%$	0.8 \pm 0.1	2	CGA3E2X7R1E154K
220,000	$\pm 10\%$	0.8 \pm 0.1	1	CGA3E1X7R1E224K

RATED VOLTAGE E_{dc}: 16V

Capacitance (pF)	Tolerance	Thickness T (mm)	Voltage conditions at the time of high temperature loading	Part No.
220,000	$\pm 10\%$	0.8 \pm 0.1	2	CGA3E2X7R1C224K
330,000	$\pm 10\%$	0.8 \pm 0.1	1	CGA3E1X7R1C334K
470,000	$\pm 10\%$	0.8 \pm 0.1	1	CGA3E1X7R1C474K
680,000	$\pm 10\%$	0.8 \pm 0.1	1	CGA3E1X7R1C684K

CGA4(C2012[EIA: CC0805]) Type

SHAPES AND DIMENSIONS



Dimensions in mm



CAPACITANCE RANGES: CLASS 1 (TEMPERATURE COMPENSATION)

TEMPERATURE CHARACTERISTICS: C0G(0±30ppm/°C)

RATED VOLTAGE E_{dc}: 50V

Capacitance (pF)	Tolerance	Thickness T (mm)	Voltage conditions at the time of high temperature loading	Part No.
2,700	±5%	0.6±0.15	2	CGA4C2C0G1H272J
3,300	±5%	0.6±0.15	2	CGA4C2C0G1H332J
3,900	±5%	0.85±0.15	2	CGA4F2C0G1H392J
4,700	±5%	0.85±0.15	2	CGA4F2C0G1H472J
5,600	±5%	0.85±0.15	2	CGA4F2C0G1H562J
6,800	±5%	1.25±0.20	2	CGA4J2C0G1H682J
8,200	±5%	1.25±0.20	2	CGA4J2C0G1H822J
10,000	±5%	1.25±0.20	2	CGA4J2C0G1H103J

CAPACITANCE RANGES: CLASS 2

TEMPERATURE CHARACTERISTICS: X7R(±15%)

RATED VOLTAGE E_{dc}: 50V

Capacitance (pF)	Tolerance	Thickness T (mm)	Voltage conditions at the time of high temperature loading	Part No.
150,000 [0.15μF]	±10%	1.25±0.20	2	CGA4J2X7R1H154K
220,000	±10%	1.25±0.20	2	CGA4J2X7R1H224K
330,000	±10%	1.25±0.20	2	CGA4J2X7R1H334K

RATED VOLTAGE E_{dc}: 25V

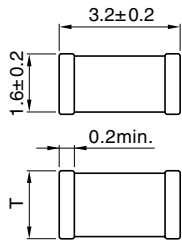
Capacitance (pF)	Tolerance	Thickness T (mm)	Voltage conditions at the time of high temperature loading	Part No.
470,000	±10%	1.25±0.20	2	CGA4J2X7R1E474K
680,000	±10%	1.25±0.20	3	CGA4J3X7R1E684K
1,000,000 [1μF]	±10%	1.25±0.20	3	CGA4J3X7R1E105K

RATED VOLTAGE E_{dc}: 16V

Capacitance (pF)	Tolerance	Thickness T (mm)	Voltage conditions at the time of high temperature loading	Part No.
680,000	±10%	1.25±0.20	2	CGA4J2X7R1C684K
1,000,000 [1μF]	±10%	1.25±0.20	2	CGA4J2X7R1C105K
1,500,000	±10%	1.25±0.20	3	CGA4J3X7R1C155K
2,200,000	±10%	1.25±0.20	3	CGA4J3X7R1C225K

CGA5(C3216[EIA: CC1206]) Type

SHAPES AND DIMENSIONS



Dimensions in mm



CAPACITANCE RANGES: CLASS 1 (TEMPERATURE COMPENSATION)

TEMPERATURE CHARACTERISTICS: C0G(0±30ppm/°C)

RATED VOLTAGE E_{dc}: 50V

Capacitance (pF)	Tolerance	Thickness T (mm)	Voltage conditions at the time of high temperature loading	Part No.
4,700	±5%	0.6±0.15	2	CGA5C2C0G1H472J
5,600	±5%	0.6±0.15	2	CGA5C2C0G1H562J
6,800	±5%	0.6±0.15	2	CGA5C2C0G1H682J
8,200	±5%	0.85±0.15	2	CGA5F2C0G1H822J
10,000	±5%	0.85±0.15	2	CGA5F2C0G1H103J
15,000	±5%	1.15±0.15	2	CGA5H2C0G1H153J
22,000	±5%	1.15±0.15	2	CGA5H2C0G1H223J
33,000	±5%	1.60±0.20	2	CGA5L2C0G1H333J

CAPACITANCE RANGES: CLASS 2

TEMPERATURE CHARACTERISTICS: X7R(±15%)

RATED VOLTAGE E_{dc}: 50V

Capacitance (pF)	Tolerance	Thickness T (mm)	Voltage conditions at the time of high temperature loading	Part No.
470,000	±10%	1.60±0.20	2	CGA5L2X7R1H474K
680,000	±10%	1.60±0.20	2	CGA5L2X7R1H684K
1,000,000 [1μF]	±10%	1.60±0.20	3	CGA5L3X7R1H105K

RATED VOLTAGE E_{dc}: 25V

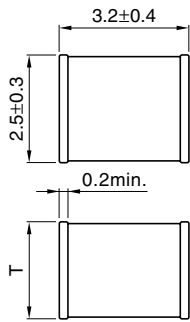
Capacitance (pF)	Tolerance	Thickness T (mm)	Voltage conditions at the time of high temperature loading	Part No.
1,500,000 [1.5μF]	±10%	1.60±0.20	2	CGA5L2X7R1E155K
2,200,000	±10%	1.60±0.20	2	CGA5L2X7R1E225K
3,300,000	±10%	1.60±0.20	1	CGA5L1X7R1E335K
4,700,000	±10%	1.60±0.20	1	CGA5L1X7R1E475K

RATED VOLTAGE E_{dc}: 16V

Capacitance (pF)	Tolerance	Thickness T (mm)	Voltage conditions at the time of high temperature loading	Part No.
6,800,000	±10%	1.60±0.20	1	CGA5L1X7R1C685K

CGA6(C3225[EIA: CC1210]) Type

SHAPES AND DIMENSIONS



Dimensions in mm

CAPACITANCE RANGES: CLASS 1 (TEMPERATURE COMPENSATION)

TEMPERATURE CHARACTERISTICS: C0G(0±30ppm/°C)

RATED VOLTAGE E_{dc}: 50V

Capacitance (pF)	Tolerance	Thickness T (mm)	Voltage conditions at the time of high temperature loading	Part No.
22,000	±5%	1.25±0.20	2	CGA6J2C0G1H223J
33,000	±5%	1.60±0.20	2	CGA6L2C0G1H333J
47,000	±5%	2.00±0.20	2	CGA6M2C0G1H473J
68,000	±5%	2.00±0.20	2	CGA6M2C0G1H683J
100,000	±5%	2.50±0.30	2	CGA6P2C0G1H104J

CAPACITANCE RANGES: CLASS 2

TEMPERATURE CHARACTERISTICS: X7R(±15%)

RATED VOLTAGE E_{dc}: 50V

Capacitance (pF)	Tolerance	Thickness T (mm)	Voltage conditions at the time of high temperature loading	Part No.
1,000,000 [1μF]	±10%	1.60±0.20	2	CGA6L2X7R1H105K
1,500,000	±10%	2.00±0.20	2	CGA6M2X7R1H155K
2,200,000	±10%	2.00±0.20	3	CGA6M3X7R1H225K
3,300,000	±10%	2.50±0.30	3	CGA6P3X7R1H335K

RATED VOLTAGE E_{dc}: 25V

Capacitance (pF)	Tolerance	Thickness T (mm)	Voltage conditions at the time of high temperature loading	Part No.
3,300,000	±10%	1.60±0.20	2	CGA6L2X7R1E335K
4,700,000	±10%	2.00±0.20	2	CGA6M2X7R1E475K
6,800,000	±10%	2.50±0.30	3	CGA6P3X7R1E685K
10,000,000 [10μF]	±20%	2.50±0.30	1	CGA6P1X7R1E106M*

* Contact us for information on K tolerance.

RATED VOLTAGE E_{dc}: 16V

Capacitance (pF)	Tolerance	Thickness T (mm)	Voltage conditions at the time of high temperature loading	Part No.
10,000,000	±20%	2.00±0.20	3	CGA6M3X7R1C106M
15,000,000	±20%	2.50±0.30	3	CGA6P3X7R1C156M
22,000,000 [22μF]	±20%	2.50±0.30	1	CGA6P1X7R1C226M*

* Contact us for information on K tolerance.